



INTELLIGENT FACILITY SOLUTIONS

Electric Works, 3 Concourse Way, Sheffield, S1 2BJ

United Kingdom Phone UK: +44 (0) 114 354 0047

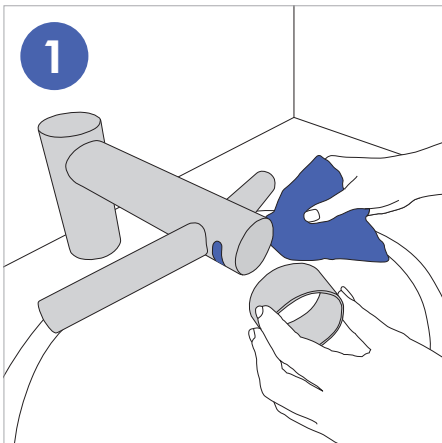
Phone Eire: +353 190 36387

sales@ihdryers.co.uk

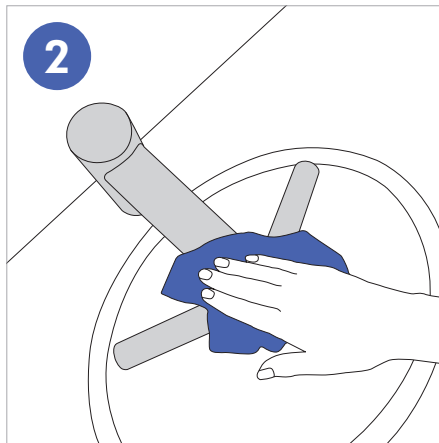
www.intelligenthanddryers.com

Keep it clean

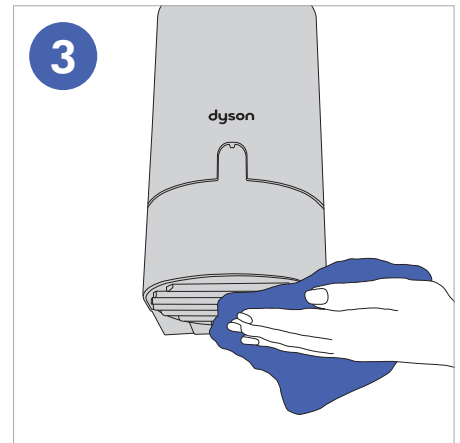
The Dyson Airblade Tap hand dryer should be cleaned daily. Follow these 3 simple steps to ensure the machine performs to its best and remains hygienic. Using the wrong cleaning method or product may invalidate the warranty.



Wipe sensors using a soft cloth and non-abrasive cleaner then place cleaning cap over sensors to prevent air and water from being activated.



Clean all tap surfaces, sink, mirror and any walls or counter tops. When complete **REMEMBER** to remove cleaning cap.



REGULARLY clean air inlets on base of motor bucket (under sink). Ensure plughole in sink is free from blockages so water can drain freely.

Important information

Do not pressure wash the machine.

All cleaning chemicals should be used exactly as indicated by the manufacturer's instructions (including appropriate dilution).

If a cleaning product is left on the machine for too long, a film will form. This may reduce the effectiveness of the anti-microbial surfaces.

Any chemicals intended for use should first be tested on an inconspicuous area to confirm suitability. Aside from cleaning chemicals, care should be taken to avoid any harmful fluids from coming into contact with the product, in particular oils and alcohol-based products.

Chemical guidelines

Most professional cleaning chemicals can be used. The following are some that are harmful to the machine.

DO NOT USE:



- Alcohol-acid mixes
- Alcohol
- Solvent/oil-based mixes
- Quaternary ammonium
- Alkali-bleach mixes
- Foaming ingredients
- Bleach or abrasive cleaners

Change kits

Designed for machines with high usage, the HEPA filter kit provides everything needed to change the machine's HEPA filter on site.

If you experience any issues with the solenoid or aerator, replacement kits can also be provided.

For these kits or a replacement cleaning cap, contact your local Dyson helpline.

Contact us for more information:
0800 345 7788
info@dysonairblade.co.uk
www.dysonairblade.co.uk